



Chilisin Electronics Singapore Pte Ltd

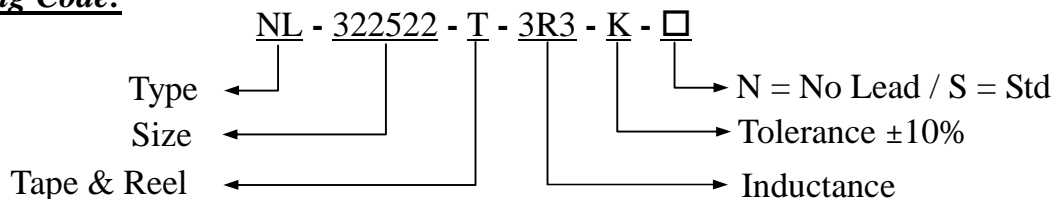
SMD Wire Wound Inductors, NL Series



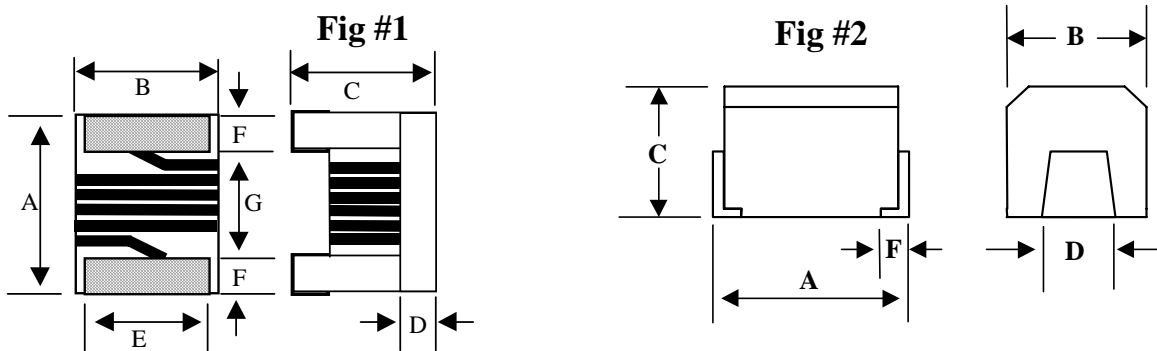
Feature:

These wire wounds Inductors offers highly reliable for automatic mounting. Which are specially designs for Electronics products, Which are compact and highly dense with component. It's has a full range for application in Computers, DVD, Hard disk, CD ROM, Wireless Telephone and related product.

Ordering Code:



Dimension in mm:



Type	A	B	C	D	F	Fig
NL-201614 - T - □□□ - □	2.25±0.1	1.6±0.1	1.25±0.1	0.51 ref.	0.51 ref.	1
NL-252018 - T - □□□ - □	2.62±0.3	2.59±0.2	1.9±0.2	0.51 ref.	0.51 ref.	1
NL-322522 - T - □□□ - □	3.2±0.3	2.5±0.2	2.2±0.2	1.0±0.3	0.6	2
NL-453232 - T - □□□ - □	4.5±0.3	3.2±0.2	3.2±0.2	1.2±0.3	0.6	2


Electrical:

Part Number	Inductance	Current
NL-201614 - Series	0.12μH to 33.0μH	600mA to 70mA
NL-252018 - Series	0.005μH to 100μH	1800mA to 120mA
NL-322522 - Series	0.1μH to 220μH	450mA to 50mA
NL-453232 - Series	0.1μH to 1000μH	450mA to 30mA



Chilisin Electronics Singapore Pte Ltd

SMD Wire Wound Inductors, NL Series



NL-201614 Series

Part Number	Inductance μH	Q min	Test Freq. MHz	SRF MHz Min	DCR Ω Max	IDC mA Max
NL-201614-T-R12 □	0.12 $\pm 5\%$, $\pm 10\%$	25	25.2	500	0.20	600
NL-201614-T-R15 □	0.15 $\pm 5\%$, $\pm 10\%$	25	25.2	450	0.25	600
NL-201614-T-R18 □	0.18 $\pm 5\%$, $\pm 10\%$	25	25.2	410	0.30	570
NL-201614-T-R22 □	0.22 $\pm 5\%$, $\pm 10\%$	25	25.2	350	0.35	550
NL-201614-T-R27 □	0.27 $\pm 5\%$, $\pm 10\%$	25	25.2	280	0.40	530
NL-201614-T-R33 □	0.33 $\pm 5\%$, $\pm 10\%$	25	25.2	235	0.45	510
NL-201614-T-R39 □	0.39 $\pm 5\%$, $\pm 10\%$	25	25.2	210	0.50	490
NL-201614-T-R47 □	0.47 $\pm 5\%$, $\pm 10\%$	25	25.2	170	0.55	470
NL-201614-T-R56 □	0.56 $\pm 5\%$, $\pm 10\%$	25	25.2	150	0.60	450
NL-201614-T-R68 □	0.68 $\pm 5\%$, $\pm 10\%$	25	25.2	140	0.70	420
NL-201614-T-R82 □	0.82 $\pm 5\%$, $\pm 10\%$	25	25.2	130	0.75	400
NL-201614-T-1R0 □	1.0 $\pm 5\%$, $\pm 10\%$	15	7.960	115	0.80	350
NL-201614-T-1R2 □	1.2 $\pm 5\%$, $\pm 10\%$	15	7.960	95	0.90	325
NL-201614-T-1R5 □	1.5 $\pm 5\%$, $\pm 10\%$	15	7.960	85	1.05	300
NL-201614-T-1R8 □	1.8 $\pm 5\%$, $\pm 10\%$	15	7.960	80	1.20	270
NL-201614-T-2R2 □	2.2 $\pm 5\%$, $\pm 10\%$	15	7.960	75	1.40	250
NL-201614-T-2R7 □	2.7 $\pm 5\%$, $\pm 10\%$	15	7.960	70	1.60	230
NL-201614-T-3R3 □	3.3 $\pm 5\%$, $\pm 10\%$	15	7.960	60	1.80	210
NL-201614-T-3R9 □	3.9 $\pm 5\%$, $\pm 10\%$	15	7.960	55	2.00	190
NL-201614-T-4R7 □	4.7 $\pm 5\%$, $\pm 10\%$	15	7.960	45	2.40	170
NL-201614-T-5R6 □	5.6 $\pm 5\%$, $\pm 10\%$	15	7.960	40	2.70	150
NL-201614-T-6R8 □	6.8 $\pm 5\%$, $\pm 10\%$	15	7.960	36	3.20	140
NL-201614-T-8R2 □	8.2 $\pm 5\%$, $\pm 10\%$	15	7.960	33	3.60	120
NL-201614-T-100 □	10.0 $\pm 5\%$, $\pm 10\%$	15	2.52	30	4.50	110
NL-201614-T-120 □	12.0 $\pm 5\%$, $\pm 10\%$	15	2.52	25	5.70	105
NL-201614-T-150 □	15.0 $\pm 5\%$, $\pm 10\%$	15	2.52	23	6.50	90
NL-201614-T-180 □	18.0 $\pm 5\%$, $\pm 10\%$	15	2.52	21	7.00	85
NL-201614-T-220 □	22.0 $\pm 5\%$, $\pm 10\%$	15	2.52	20	8.00	78
NL-201614-T-270 □	27.0 $\pm 5\%$, $\pm 10\%$	15	2.52	18	9.00	75
NL-201614-T-330 □	33.0 $\pm 5\%$, $\pm 10\%$	15	2.52	17	10.00	70

M = $\pm 20\%$, K = $\pm 10\%$, J = $\pm 5\%$


19, Woodlands Industrial Park E1 #03-07 Singapore 757719

Tel : 65 - 68921191 Fax : 65 - 67606760



Chilisin Electronics Singapore Pte Ltd

SMD Wire Wound Inductors, NL Series



NL-252018 Series P1 of 2

Part Number	Inductance μH	Q min	Test Freq. MHz	SRF MHz Min	DCR Ω Max	IDC mA Max
NL-252018-T-5N0-K	0.005 $\pm 10\%$	10	100	2500	0.25	1800
NL-252018-T-10N-K	0.010 $\pm 10\%$	10	100	2500	0.25	1800
NL-252018-T-12N-K	0.012 $\pm 10\%$	15	100	2400	0.26	1700
NL-252018-T-15N-K	0.015 $\pm 10\%$	15	100	2300	0.28	1600
NL-252018-T-18N-K	0.018 $\pm 10\%$	15	100	2200	0.30	1550
NL-252018-T-22N□	0.022 $\pm 5\%$, $\pm 10\%$	20	100	2100	0.35	1500
NL-252018-T-27N□	0.027 $\pm 5\%$, $\pm 10\%$	20	100	2000	0.40	1450
NL-252018-T-33N□	0.033 $\pm 5\%$, $\pm 10\%$	20	100	1600	0.42	1400
NL-252018-T-39N□	0.039 $\pm 5\%$, $\pm 10\%$	30	100	1500	0.45	1350
NL-252018-T-47N□	0.047 $\pm 5\%$, $\pm 10\%$	35	100	1400	0.50	1300
NL-252018-T-56N□	0.056 $\pm 5\%$, $\pm 10\%$	35	100	1300	0.60	1250
NL-252018-T-68N□	0.068 $\pm 5\%$, $\pm 10\%$	35	100	1200	0.65	1240
NL-252018-T-82N□	0.082 $\pm 5\%$, $\pm 10\%$	35	100	1100	0.75	1230
NL-252018-T-R10□	0.10 $\pm 5\%$, $\pm 10\%$	35	100	800	0.80	1220
NL-252018-T-R12□	0.12 $\pm 5\%$, $\pm 10\%$	30	25.2	700	0.30	900
NL-252018-T-R15□	0.15 $\pm 5\%$, $\pm 10\%$	30	25.2	550	0.35	900
NL-252018-T-R18□	0.18 $\pm 5\%$, $\pm 10\%$	30	25.2	500	0.40	850
NL-252018-T-R22□	0.22 $\pm 5\%$, $\pm 10\%$	30	25.2	450	0.50	840
NL-252018-T-R27□	0.27 $\pm 5\%$, $\pm 10\%$	30	25.2	425	0.55	830
NL-252018-T-R33□	0.33 $\pm 5\%$, $\pm 10\%$	30	25.2	400	0.60	820
NL-252018-T-R39□	0.39 $\pm 5\%$, $\pm 10\%$	30	25.2	375	0.65	810
NL-252018-T-R47□	0.47 $\pm 5\%$, $\pm 10\%$	30	25.2	350	0.68	800
NL-252018-T-R56□	0.56 $\pm 5\%$, $\pm 10\%$	30	25.2	320	0.75	800
NL-252018-T-R68 □	0.68 $\pm 5\%$, $\pm 10\%$	30	25.2	300	0.85	800
NL-252018-T-R82 □	0.82 $\pm 5\%$, $\pm 10\%$	30	25.2	260	1.0	800

M = $\pm 20\%$, K = $\pm 10\%$, J = $\pm 5\%$


19, Woodlands Industrial Park E1 #03-07 Singapore 757719

Tel : 65 - 68921191 Fax : 65 - 67606760



Chilisin Electronics Singapore Pte Ltd

SMD Wire Wound Inductors, NL Series



NL-252018 Series P2 of 2

Part Number	Inductance μH	Q min	Test Freq. MHz	SRF MHz Min	DCR Ω Max	IDC mA Max
NL-252018-T-1R0 □	1.0 \pm 5%, \pm 10%	25	7.960	245	1.1	800
NL-252018-T-1R2 □	1.2 \pm 5%, \pm 10%	25	7.960	230	1.2	790
NL-252018-T-1R5 □	1.5 \pm 5%, \pm 10%	25	7.960	182	1.3	750
NL-252018-T-1R8 □	1.8 \pm 5%, \pm 10%	25	7.960	135	1.45	750
NL-252018-T-2R2 □	2.2 \pm 5%, \pm 10%	25	7.960	105	1.55	750
NL-252018-T-2R7 □	2.7 \pm 5%, \pm 10%	25	7.960	70	1.7	740
NL-252018-T-3R3 □	3.3 \pm 5%, \pm 10%	25	7.960	55	1.9	730
NL-252018-T-3R9 □	3.9 \pm 5%, \pm 10%	25	7.960	48	2.1	700
NL-252018-T-4R7 □	4.7 \pm 5%, \pm 10%	25	7.960	43	2.3	650
NL-252018-T-5R6 □	5.6 \pm 5%, \pm 10%	20	7.960	42	2.5	640
NL-252018-T-6R8 □	6.8 \pm 5%, \pm 10%	20	7.960	39	2.7	630
NL-252018-T-8R2 □	8.2 \pm 5%, \pm 10%	20	7.960	36	3.05	600
NL-252018-T-100 □	10.0 \pm 5%, \pm 10%	15	2.52	33	3.5	680
NL-252018-T-120 □	12.0 \pm 5%, \pm 10%	15	2.52	30	3.8	650
NL-252018-T-150 □	15.0 \pm 5%, \pm 10%	15	2.52	26	4.4	500
NL-252018-T-180 □	18.0 \pm 5%, \pm 10%	15	2.52	24	4.8	450
NL-252018-T-220 □	22.0 \pm 5%, \pm 10%	15	2.52	22	5.5	450
NL-252018-T-270 □	27.0 \pm 5%, \pm 10%	15	2.52	21	6.3	430
NL-252018-T-330 □	33.0 \pm 5%, \pm 10%	15	2.52	20	7.1	380
NL-252018-T-390 □	39.0 \pm 5%, \pm 10%	10	2.52	18	9.5	330
NL-252018-T-470 □	47.0 \pm 5%, \pm 10%	10	2.52	17	11.1	300
NL-252018-T-560 □	56.0 \pm 5%, \pm 10%	10	2.52	16	12.1	270
NL-252018-T-680 □	68.0 \pm 5%, \pm 10%	10	2.52	15	16.6	250
NL-252018-T-820 □	82.0 \pm 5%, \pm 10%	8	2.52	13	10	200
NL-252018-T-101 □	100 \pm 5%, \pm 10%	30	0.796	12	21	120

M = \pm 20%, K = \pm 10% , J = \pm 5%


19, Woodlands Industrial Park E1 #03-07 Singapore 757719

Tel : 65 - 68921191 Fax : 65 - 67606760



Chilisin Electronics Singapore Pte Ltd

SMD Wire Wound Inductors, NL Series



NL-322522 Series

Part Number	Inductance μH	Q min	Test Freq. MHz	SRF MHz Min	DCR Ω Max	IDC mA Max
NL-322522-T-R10M	0.10 \pm 20%	28	25.2	450	0.25	450
NL-322522-T-R22M	0.22 \pm 20%	30	25.2	350	0.32	450
NL-322522-T-R33M	0.33 \pm 20%	30	25.2	300	0.40	450
NL-322522-T-R39M	0.33 \pm 20%	30	25.2	250	0.45	450
NL-322522-T-R47M	0.47 \pm 20%	30	25.2	200	0.50	450
NL-322522-T-R56M	0.56 \pm 20%	30	25.2	180	0.55	440
NL-322522-T-R68M	0.68 \pm 20%	30	25.2	160	0.60	430
NL-322522-T-R82M	0.82 \pm 20%	30	25.2	140	0.65	420
NL-322522-T-1R0 \square	1.0 \pm 20% \pm 10%	30	7.960	120	0.70	400
NL-322522-T-1R2 \square	1.2 \pm 20% \pm 10%	30	7.960	100	0.75	390
NL-322522-T-1R5 \square	1.5 \pm 20% \pm 10%	30	7.960	85	0.85	370
NL-322522-T-1R8 \square	1.8 \pm 20% \pm 10%	30	7.960	80	0.90	350
NL-322522-T-2R2 \square	2.2 \pm 20% \pm 10%	30	7.960	75	1.00	320
NL-322522-T-2R7 \square	2.7 \pm 20% \pm 10%	30	7.960	70	1.10	290
NL-322522-T-3R3 \square	3.3 \pm 20% \pm 10%	30	7.960	60	1.20	260
NL-322522-T-3R9 \square	3.9 \pm 20% \pm 10%	30	7.960	55	1.30	250
NL-322522-T-4R7 \square	4.7 \pm 20% \pm 10%	30	7.960	50	1.50	220
NL-322522-T-5R6 \square	5.6 \pm 20% \pm 10%	30	7.960	47	1.60	200
NL-322522-T-6R8 \square	6.8 \pm 20% \pm 10%	30	7.960	43	1.80	180
NL-322522-T-8R2 \square	8.2 \pm 20% \pm 10%	30	7.960	40	2.00	170
NL-322522-T-100 \square	10.0 \pm 20% \pm 10%	30	2.52	36	2.10	150
NL-322522-T-120 \square	12.0 \pm 20% \pm 10%	30	2.52	33	2.50	140
NL-322522-T-150 \square	15.0 \pm 20% \pm 10%	30	2.52	30	2.80	130
NL-322522-T-180 \square	18.0 \pm 20% \pm 10%	30	2.52	27	3.30	120
NL-322522-T-220 \square	22.0 \pm 20% \pm 10%	30	2.52	25	3.70	110
NL-322522-T-270 \square	27.0 \pm 20% \pm 10%	30	2.52	20	5.00	80
NL-322522-T-330 \square	33.0 \pm 20% \pm 10%	30	2.52	17	5.60	70
NL-322522-T-390 \square	39.0 \pm 20% \pm 10%	30	2.52	16	6.40	65
NL-322522-T-470 \square	47.0 \pm 20% \pm 10%	30	2.52	15	7.00	60
NL-322522-T-560 \square	56.0 \pm 20% \pm 10%	30	2.52	13	8.00	55
NL-322522-T-680 \square	68.0 \pm 20% \pm 10%	30	2.52	12	9.00	50
NL-322522-T-820 \square	82.0 \pm 20% \pm 10%	30	2.52	11	10.0	45
NL-322522-T-101 \square	100.0 \pm 20% \pm 10%	20	0.796	10	10.0	40
NL-322522-T-121 \square	120.0 \pm 20% \pm 10%	20	0.796	10	11.0	70
NL-322522-T-151 \square	150.0 \pm 20% \pm 10%	20	0.796	8	15.0	65
NL-322522-T-181 \square	180.0 \pm 20% \pm 10%	20	0.796	7	17.0	60
NL-322522-T-221 \square	220.0 \pm 20% \pm 10%	20	0.796	7	21.0	50

M = \pm 20%, K = \pm 10% , J = \pm 5%


19, Woodlands Industrial Park E1 #03-07 Singapore 757719

Tel : 65 - 68921191 Fax : 65 - 67606760



Chilisin Electronics Singapore Pte Ltd

SMD Wire Wound Inductors, NL Series



NL-453232 Series Page 1 of 2

Part Number	Inductance μH	Q Min	Test Freq. MHz	SRF MHz Min	DCR Ω Max	IDC mA Max
NL-453232-T-R10M	0.10 \pm 20%	30	25.2	700	0.20	450
NL-453232-T-R12M	0.12 \pm 20%	30	25.2	500	0.22	450
NL-453232-T-R15M	0.15 \pm 20%	30	25.2	450	0.25	450
NL-453232-T-R18M	0.18 \pm 20%	30	25.2	400	0.28	450
NL-453232-T-R22M	0.22 \pm 20%	30	25.2	350	0.32	450
NL-453232-T-R27M	0.27 \pm 20%	30	25.2	320	0.36	450
NL-453232-T-R33M	0.33 \pm 20%	30	25.2	300	0.40	450
NL-453232-T-R39M	0.39 \pm 20%	30	25.2	250	0.45	450
NL-453232-T-R47M	0.47 \pm 20%	30	25.2	200	0.50	450
NL-453232-T-R56M	0.56 \pm 20%	30	25.2	180	0.55	450
NL-453232-T-R68M	0.68 \pm 20%	30	25.2	160	0.60	450
NL-453232-T-R82M	0.82 \pm 20%	30	25.2	140	0.67	450
NL-453232-T-1R0 \square	1.0 \pm 20% \pm 10%	50	7.960	100	0.50	450
NL-453232-T-1R2 \square	1.2 \pm 20% \pm 10%	50	7.960	80	0.55	430
NL-453232-T-1R5 \square	1.5 \pm 20% \pm 10%	50	7.960	70	0.60	410
NL-453232-T-1R8 \square	1.8 \pm 20% \pm 10%	50	7.960	60	0.65	390
NL-453232-T-2R2 \square	2.2 \pm 20% \pm 10%	50	7.960	55	0.70	380
NL-453232-T-2R7 \square	2.7 \pm 20% \pm 10%	50	7.960	50	0.75	370
NL-453232-T-3R3 \square	3.3 \pm 20% \pm 10%	50	7.960	45	0.80	355
NL-453232-T-3R9 \square	3.9 \pm 20% \pm 10%	50	7.960	40	0.90	330
NL-453232-T-4R7 \square	4.7 \pm 20% \pm 10%	50	7.960	35	1.00	315
NL-453232-T-5R6 \square	5.6 \pm 20% \pm 10%	50	7.960	33	1.10	300
NL-453232-T-6R8 \square	6.8 \pm 20% \pm 10%	50	7.960	27	1.20	285
NL-453232-T-8R2 \square	8.2 \pm 20% \pm 10%	50	7.960	25	1.40	270


M = \pm 20%, K = \pm 10% , J = \pm 5%

19, Woodlands Industrial Park E1 #03-07 Singapore 757719
Tel : 65 - 68921191 Fax : 65 - 67606760



Chilisin Electronics Singapore Pte Ltd

SMD Wire Wound Inductors, NL Series



NL-453232 Series Page 2 of 2

Part Number	Inductance μH	Q Min	Test Freq. MHz	SRF MHz Min	DCR Ω Max	IDC mA Max
NL-453232-T-100 □	10.0 ± 20% ±10%	50	2.52	20	1.60	250
NL-453232-T-120 □	12.0 ± 20% ±10%	50	2.52	18	2.00	225
NL-453232-T-150 □	15.0 ± 20% ±10%	50	2.52	17	2.50	200
NL-453232-T-180	18.0 ± 20% ±10%	50	2.52	15	2.80	190
NL-453232-T-220 □	22.0 ± 20% ±10%	50	2.52	13	3.20	180
NL-453232-T-270 □	27.0 ± 20% ±10%	50	2.52	12	3.60	170
NL-453232-T-330 □	33.0 ± 20% ±10%	50	2.52	11	4.00	160
NL-453232-T-390 □	39.0 ± 20% ±10%	50	2.52	10	4.50	150
NL-453232-T-470 □	47.0 ± 20% ±10%	50	2.52	10	5.00	140
NL-453232-T-560 □	56.0 ± 20% ±10%	50	2.52	9	5.50	135
NL-453232-T-680 □	68.0 ± 20% ±10%	50	2.52	9	6.00	130
NL-453232-T-820 □	82.0 ± 20% ±10%	50	2.52	8	7.00	120
NL-453232-T-101 □	100.0 ± 20% ±10%	40	0.796	7	8.00	110
NL-453232-T-121 □	120.0 ± 20% ±10%	40	0.796	6	8.00	110
NL-453232-T-151 □	150.0 ± 20% ±10%	40	0.796	5	9.00	105
NL-453232-T-181 □	180.0 ± 20% ±10%	40	0.796	5	9.50	102
NL-453232-T-221 □	220.0 ± 20% ±10%	40	0.796	4	12.0	100
NL-453232-T-271 □	270.0 ± 20% ±10%	30	0.796	3	18.0	92
NL-453232-T-331 □	330.0 ± 20% ±10%	30	0.796	3	20.0	85
NL-453232-T-391 □	390.0 ± 20% ±10%	30	0.796	3	23.0	80
NL-453232-T-471 □	470.0 ± 20% ±10%	30	0.796	3	26.0	62
NL-453232-T-561 □	560.0 ± 20% ±10%	30	0.796	2	30.0	50
NL-453232-T-681 □	680.0 ± 20% ±10%	30	0.796	2	40.0	50
NL-453232-T-821 □	820.0 ± 20% ±10%	30	0.796	2	45.0	30
NL-453232-T-102 □	1000 ± 20% ±10%	30	0.796	2	50.0	30

M = ± 20%, K = ± 10% , J = ± 5%

19, Woodlands Industrial Park E1 #03-07 Singapore 757719

Tel : 65 - 68921191 Fax : 65 - 67606760



General Component Specification for SMD Wire Wound Inductor

Reliability Test

No.	Item	Specification	Test Condition
1.	Insulation Resistance (Test)	1000M Ohm min	Measure at 100V Dc between component terminals and centre of unit under test (UUT)
2.	Withstanding Voltages Test	After Test, Inductor shall be no evidence of Electrical and mechanical damage	AC voltage of 500Vac applied between inductor terminals and centre of "UUT" for 60 ± 5 seconds
3.	Temperature Coefficient of inductance (TCL)	+25 to +125 PPM /°C	Ceramic Core: 30°C to +80°C at frequency Specified in product table
		+100 to +350 PPM /°C	Ferrite Core: -30°C to +125°C at frequency Specified in product table
4.	Terminal Strength	Component must withstand minimum force of 5N (0.51 kg F) Terminal should not have any damage	After soldering "UUT" on to PCB. Force gauge shall applied to any side of the "UUT"
5.	Drop Test		"UUT" shall be drop for 3 times on to wooden floor from 75cm
6.	Thermal Shock Test	Change in Inductance should be within ± 5% of initial value Change in "Q" Factor should be within ± 20% of initial value	Each cycle shall consist 30 minutes at -25°C followed by 30 minutes at + 85°C with 20 second maximum transition time between temperature extremes. Test duration = 10 cycles Testing after 2 hour at room temperature



General Component Specification for SMD Wire Wound Inductor

Reliability Test

No.	Item	Specification	Test Condition
7.	Solder ability	More than 90% of the terminal electrode shall be covered with fresh solder	Pre heat: 100°C to 150°C Pre heat Time: 1 minute Solder: H63A (Eutectic Solder) Solder Temperature: 230 ± 5°C Flux: Rosin Dip Time: 3 ± 1 seconds
8.	Resistance to Soldering Heat (Test)	Change of Inductance "L" should be within ± 20% of initial value	Pre heat: 100°C to 150°C Pre heat Time: 1 minute Solder: H63A (Eutectic Solder) Solder Temperature: 260 ± 5°C Flux: Rosin Dip Time: 5 ± 1 seconds
9.	Vibration (Random)		Amplitude : 1.5mm Frequency : 10~55~10 Hz/min Direction : X,Y,Z Duration : 2 hours Per X,Y,Z
10.	Cold temperature Storage		"UUT" shall be stored at -40°C for 1000 ± 48Hrs or 96 ± 4 hrs. "UUT" is leave under normal room Temperature for 2 hours before testing
11.	Moisture Resistance (Humidity)		Temperature : +45°C ± 2°C RH : 90% ~ 95% Time: 240 ± 4 Hours or Time: 96 ± 4 Hours "UUT" is leave under normal room temperature for 2 hours before testing. Load : Allowed DC Current